


**TECE**  
close to you



**glo**  
agencies

# IN PERFECT HARMONY

Gone are the days when chrome and stainless steel were the only options in the bathroom. New refined surfaces are finding their way into the world of fittings and accessories. Combined with wall claddings, ceramics and textiles they create a high-quality bathroom ambience of character. These looks can now be consistently combined - with the current TECE surface finishes for toilet flush plate in Gold Optic, Red Gold and Black Chrome.



## Highly refined.

The visible stainless steel parts of TECESquare metal is finished with PVD technology\*.


With a result that is clear to see:

The coated surfaces are of excellent colour quality and shine and are highly resistant to abrasion and scratches.

\*PVD stands for "Physical Vapour Deposition"  
(coating with a metal vapour)

## PVD surface finishes for toilet flush plate

- Three new trend colours in polished and brushed surfaces
- Consistent collection additions "from a single source" - for the toilet
- Colour matched to current fitting collections such as Hansgrohe/AXOR
- Excellent colour quality and shine
- High resistance to abrasion, scratches and a range of corrosive media



## It's about the details.

The new PVD surface finishes for toilet flush plates of the TECESquare metal series now allow for harmonious bathroom design right down to the details. They are colour matched to the latest offers from leading manufacturers including those from leading European collections.

## Unmistakeable. Down to the detail.

From the modern loft character through to the atmospheric boudoir, flush plates complement current bathroom fittings for a comprehensively harmonious overall look.



Soft visuals, strong surface:  
The surfaces finished with PVD are especially durable and scratch-proof and guarantee outstanding colour

A touch of luxury: Our Gold Optic surface finish adds warmth and exclusive elegance to the room.



Brushed Black Chrome toilet flush plate for dual-flush system with coloured PVD surface Flush plate for TECE cisterns, for front or top actuation.



Red Gold is our homage to the modern feminine style in which reserved elegance and a confident appearance is not a contradiction.

## Collection overview


TECESquare metal PVD toilet flush plates

Dimensions (W x H x D): 220 x 150 x 3 mm




Brushed Black Chrome

9.240.836




Brushed Optic Gold

9.240.838




Brushed Red Gold

9.240.840



Polished Black Chrome

9.240.837



Polished Optic Gold

9.240.839



Polished Red Gold

9.240.841

TECESquare metal toilet flush plates

Dimensions (W x H x D): 220 x 150 x 3 mm



Stainless Steel

9.240.830



Polished Chrome

9.240.831




Gloss White

9.240.832



Matte Black

9.240.833



Matte White

9.240.834

Installation note - TECESquare metal flush plates require a minimum installation depth of 30mm.

Measured from front of cistern to finished surface.

Australian Distributor

TECE flush plates and cisterns available nationally

Gro Agencies Pty Ltd  
Showroom Unit 2, 37 Howe Street, Osborne Park WA 6017  
info@groagencies.com.au  
www.groagencies.com.au

